

January 18, 2022

SENT VIA EMAIL

City Council
City of Neptune Beach
c/o Catherine Ponson, City Clerk
116 First Street
Neptune Beach, FL 32266-6100

**RE: CITY OF NEPTUNE BEACH POLICE OFFICERS' RETIREMENT SYSTEM
ANNUAL REPORT OF INVESTMENT ACTIVITY**

Dear City Council:

In accordance with Section 112.661(15), Florida Statutes, please find enclosed the annual report of investment activity of the City of Neptune Beach Police Officers' Retirement System. This report includes investments in the portfolio as of September 30, 2021, listed by class or type, book value, income earned and market value as of the stated date. This report must also be made available to the public.

Thank you,

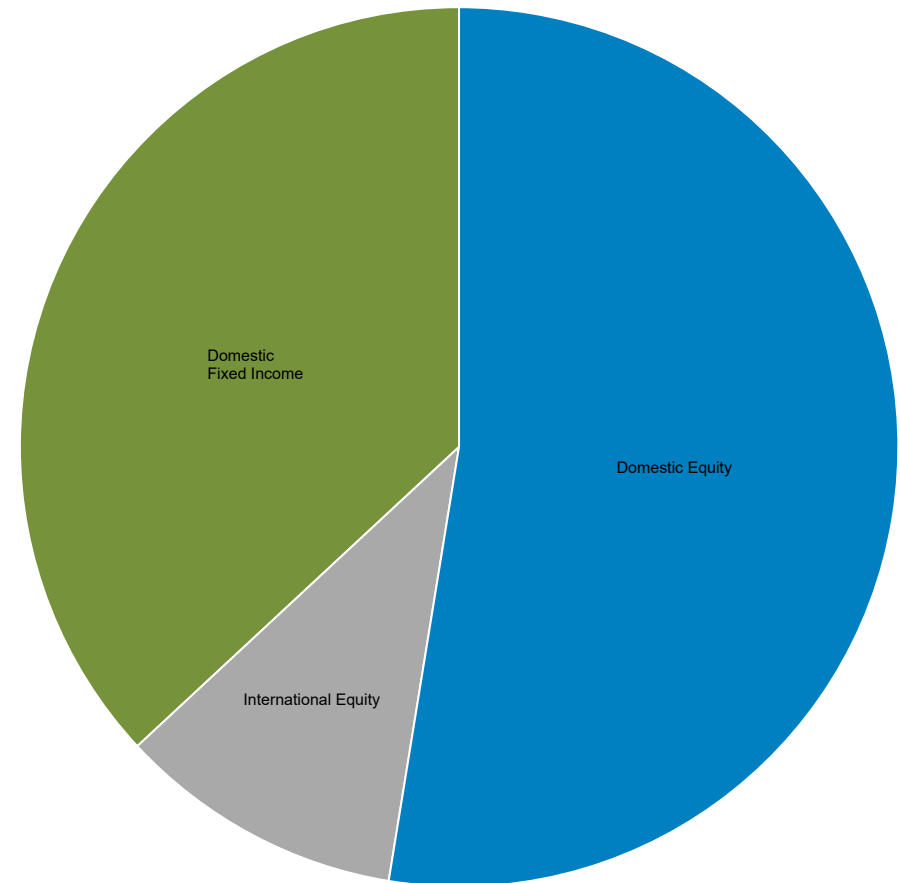
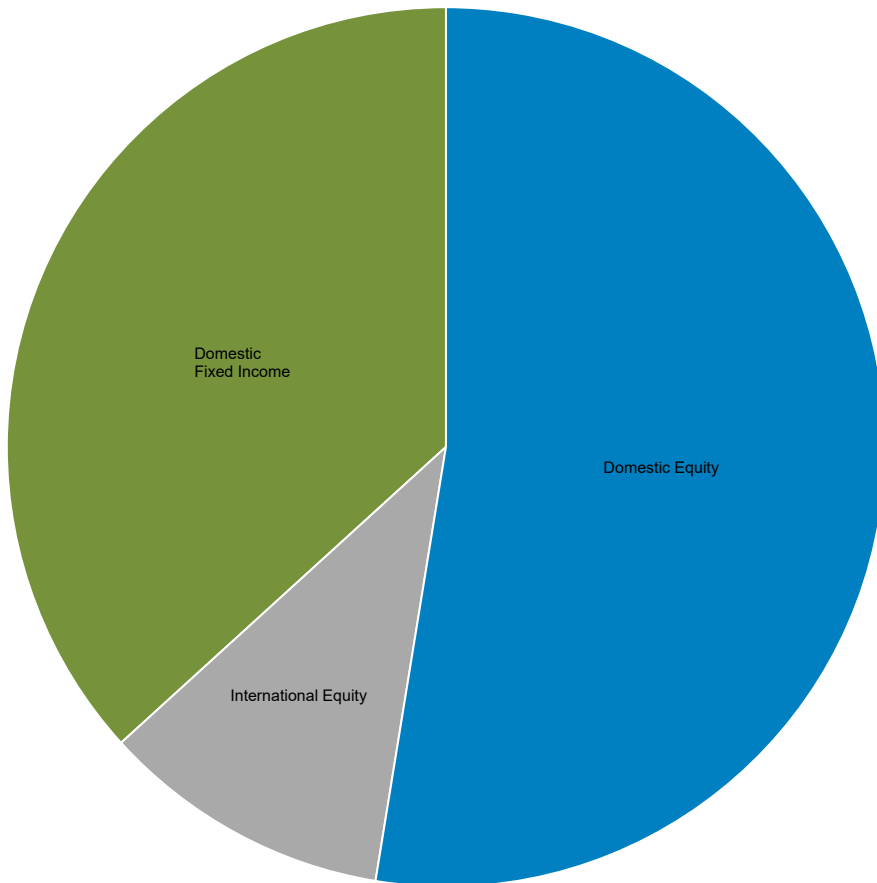


Kim Kilgore
Plan Administrator

Neptune Beach Police Officers' Pension Plan
Asset Allocation By Asset Class
As of September 30, 2021

June 30, 2021 : \$12,778,179

September 30, 2021 : \$12,672,163

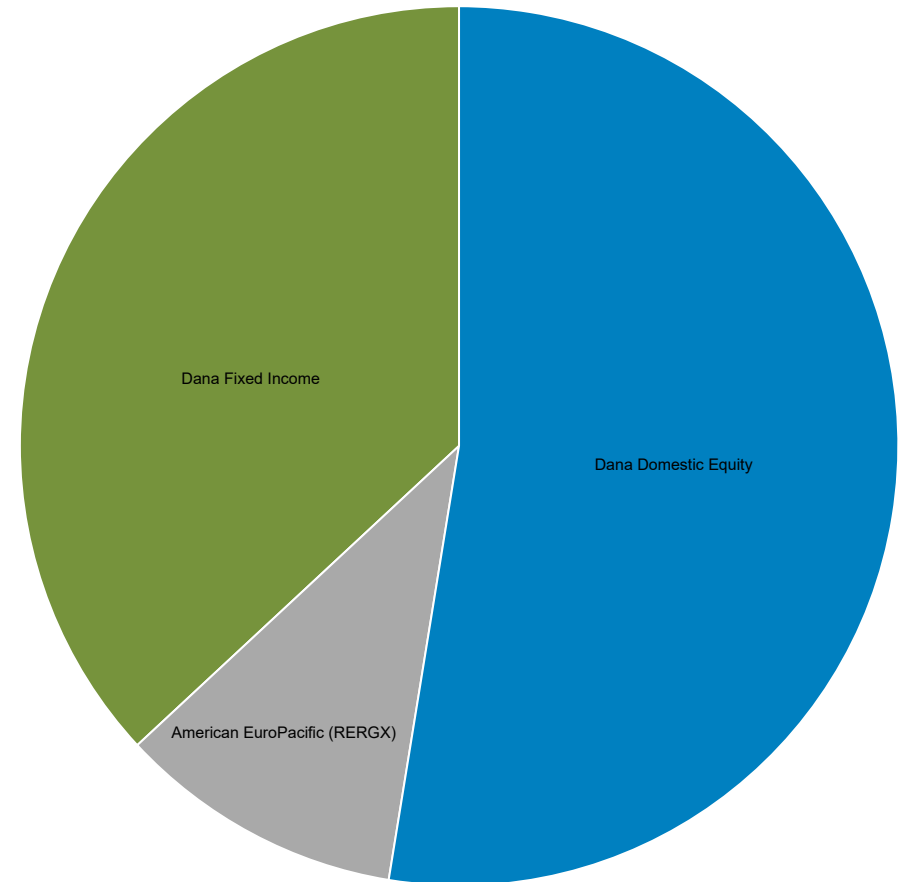
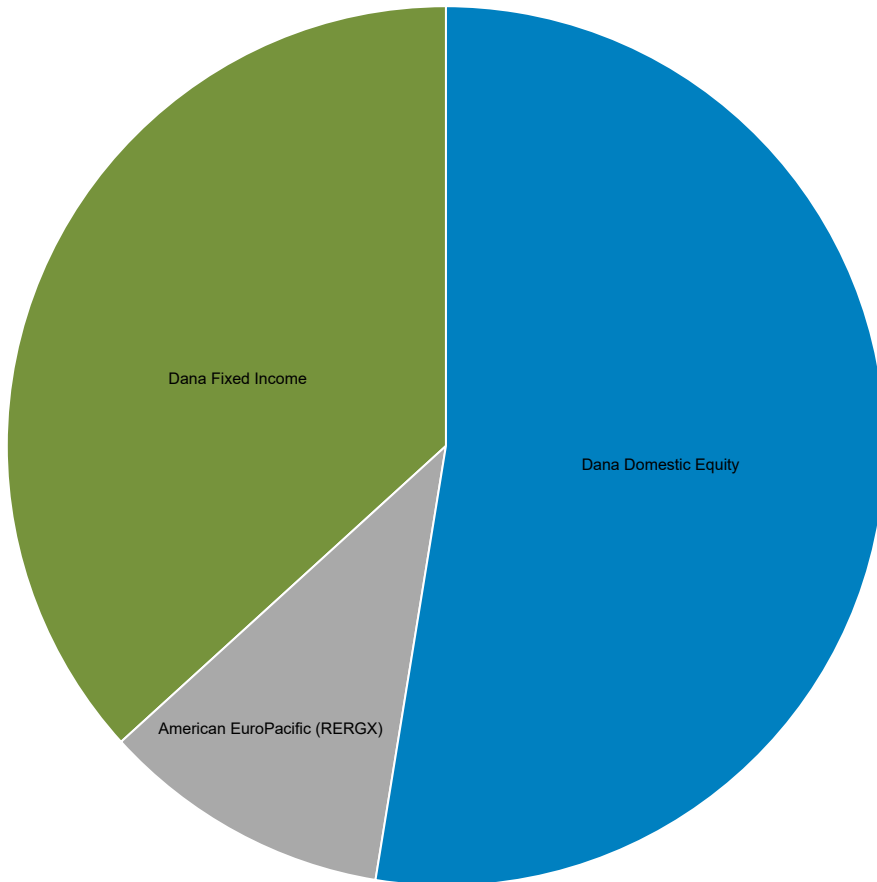


Allocation			Allocation		
	Market Value	Allocation		Market Value	Allocation
■ Domestic Equity	6,717,302	52.6	■ Domestic Equity	6,660,910	52.6
■ International Equity	1,365,626	10.7	■ International Equity	1,333,584	10.5
■ Domestic Fixed Income	4,695,252	36.7	■ Domestic Fixed Income	4,677,669	36.9



June 30, 2021 : \$12,778,179

September 30, 2021 : \$12,672,163



Allocation			Allocation		
	Market Value	Allocation		Market Value	Allocation
■ Dana Domestic Equity	6,717,302	52.6	■ Dana Domestic Equity	6,660,910	52.6
■ American EuroPacific (REGX)	1,365,626	10.7	■ American EuroPacific (REGX)	1,333,584	10.5
■ Dana Fixed Income	4,695,252	36.7	■ Dana Fixed Income	4,677,669	36.9



Neptune Beach Police Officers' Pension Plan
Financial Reconciliation
As of September 30, 2021

Financial Reconciliation Quarter to Date

	Market Value 07/01/2021	Net Transfers	Contributions	Distributions	Management Fees	Other Expenses	Income	Apprec./ Deprec.	Market Value 09/30/2021
Total Equity	8,082,927	-	-	-	-10,916	-724	23,598	-100,391	7,994,494
Total Domestic Equity	6,717,302	-	-	-	-10,916	-724	23,598	-68,350	6,660,910
Dana Domestic Equity	6,717,302	-	-	-	-10,916	-724	23,598	-68,350	6,660,910
Total International Equity	1,365,626	-	-	-	-	-	-	-32,042	1,333,584
American Funds EuroPacific Gr R6 (RERGX)	1,365,626	-	-	-	-	-	-	-32,042	1,333,584
Total Domestic Fixed Income	4,695,252	-	170,088	-151,471	-2,826	-29,931	25,096	-28,540	4,677,669
Dana Fixed Income	4,695,252	-	170,088	-151,471	-2,826	-29,931	25,096	-28,540	4,677,669
Total Fund	12,778,179	-	170,088	-151,471	-13,742	-30,655	48,694	-128,931	12,672,163

Financial Reconciliation Fiscal Year to Date

	Market Value 10/01/2020	Net Transfers	Contributions	Distributions	Management Fees	Other Expenses	Income	Apprec./ Deprec.	Market Value 09/30/2021
Total Equity	6,254,459	-41,386	-	-	-38,848	-2,759	150,548	1,672,481	7,994,494
Total Domestic Equity	5,185,577	-41,386	-	-	-38,848	-2,759	87,863	1,470,463	6,660,910
Dana Domestic Equity	5,185,577	-41,386	-	-	-38,848	-2,759	87,863	1,470,463	6,660,910
Total International Equity	1,068,882	-	-	-	-	-	62,684	202,018	1,333,584
American Funds EuroPacific Gr R6 (RERGX)	1,068,882	-	-	-	-	-	62,684	202,018	1,333,584
Total Domestic Fixed Income	4,678,475	41,386	616,572	-561,908	-11,349	-70,847	107,594	-122,254	4,677,669
Dana Fixed Income	4,678,475	41,386	616,572	-561,908	-11,349	-70,847	107,594	-122,254	4,677,669
Total Fund	10,932,934	-	616,572	-561,908	-50,197	-73,606	258,142	1,550,226	12,672,163

