



---

## **Transportation and Infrastructure Planning Committee**

City Hall, Council Chambers  
116 First Street, Neptune Beach, Florida 32266  
**Friday, September 23, 2022, 9:00 AM**

### **Agenda**

- 1. Call to Order/Welcome**
- 2. Guest**
  - a. Jeff Sheffield, Executive Director, North Florida TPO
- 3. Next Meeting –TBD**

\*Council Members in attendance at the Committee Meeting may include:

Chair: Mayor Elaine Brown

Vice-Chair: Councilor Nia Livingston

Standing Member: Vice-Mayor Kerry Chin

Vice Mayor Kerry Chin

Councilor Josh Messinger

Councilor Lauren Key

**Please register for Transportation and Infrastructure Planning Committee on Sep 23, 2022 9:00 AM EDT at:**

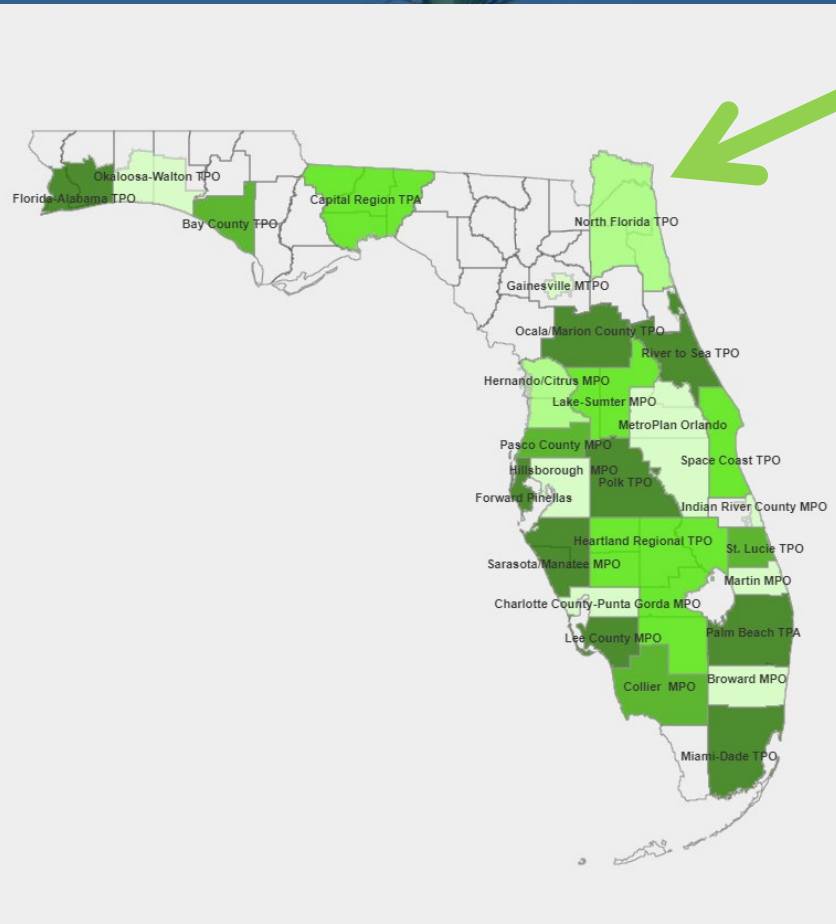
**<https://attendee.gotowebinar.com/register/4731348493854128655>**

***“Leveraging Transportation, Technology & Energy”***



**North Florida Transportation Planning Organization**





4 Counties = Duval, Clay, Nassau, Santa Fe

Land Area: over 3,000 sq. mi.

Population: approx. 1.4 million

Staff Size: 7

Average Annual Operating Budget: \$1.5 million



# North Florida TPO – Primary Responsibilities

- **Long Range Transportation Plan (20-Year Horizon)**
- **Transportation Improvement Program (5 Year Work Program)**
- **Unified Planning Work Program (Annual Operating/Planning Budget)**

**Major transportation projects must be included in the TPOs Long Range Transportation Plan in order to receive federal funds.**



TODAY → 2030 → 2045

# PATH FORWARD

Advancing our region with innovation to enhance mobility.

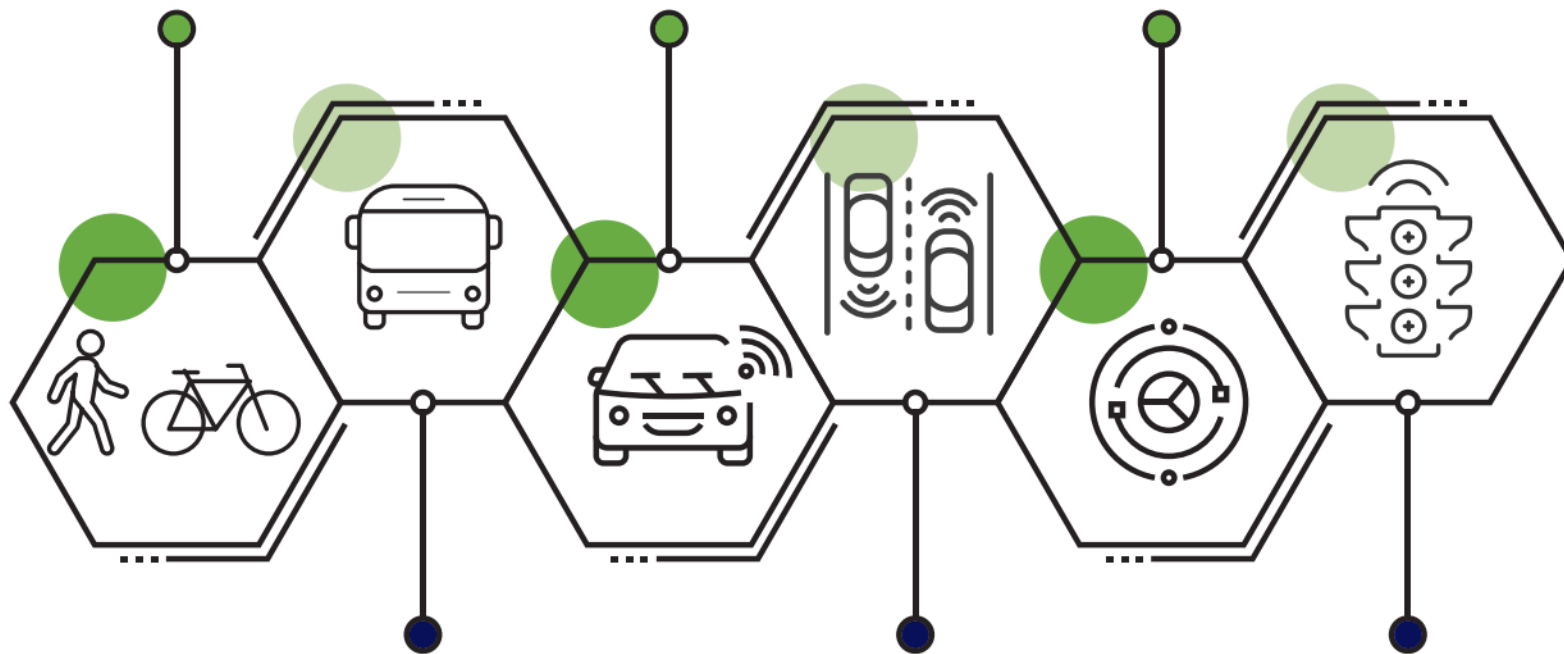


## Mobility Funding by Mode

BIKE/PED  
**\$100 M**

AUTO  
**\$697 M**

RESILIENCY  
**\$40 M**



TRANSIT  
**\$470 M**

SAFETY/  
COMPLETE STREETS  
**\$260 M**

ITS & TSM&O\*  
**\$120 M**



# **Infrastructure Investment and Jobs Act (IIJA)** (aka Bipartisan Infrastructure Law)





# FDOT's Total Share of Formula Funding





# FDOT's Total Share over 5 years



Program	Total Funds Under IIJA	Florida's Estimated Share Under IIJA	Florida's Dollar Increase from FAST Act to IIJA
Federal-Aid Highway	\$273,132,500,000	\$13,062,390,205	\$3,027,627,081
<i>National Highway Performance Program</i>	<i>\$148,000,000,000</i>	<i>\$7,385,865,324</i>	<i>\$1,443,901,407</i>
<i>Surface Transportation Block Grant</i>	<i>\$72,000,000,008</i>	<i>\$3,593,123,672</i>	<i>\$631,257,133</i>
<i>Highway Safety Improvement Program</i>	<i>\$15,557,499,996</i>	<i>\$788,918,108</i>	<i>\$182,657,745</i>
<i>Railway Crossing Program</i>	<i>\$1,225,000,000</i>	<i>\$48,604,085</i>	<i>\$3,434,425</i>
<i>CMAQ Program</i>	<i>\$13,200,000,000</i>	<i>\$77,101,497</i>	<i>\$6,576,616</i>
<i>Metropolitan Planning</i>	<i>\$2,280,000,000</i>	<i>\$142,142,633</i>	<i>\$34,617,735</i>
<i>National Highway Freight Program</i>	<i>\$7,150,000,000</i>	<i>\$341,945,210</i>	<i>\$40,492,344</i>
<i>Carbon Reduction Program – NEW</i>	<i>\$6,420,000,000</i>	<i>\$320,386,861</i>	<i>\$320,386,861</i>
<i>PROTECT Formula Program – NEW</i>	<i>\$7,300,000,000</i>	<i>\$364,302,815</i>	<i>\$364,302,815</i>
Bridge Formula Program - <b>NEW</b>	\$26,537,500,000	\$244,895,455	\$244,895,455
National Electric Vehicle Formula Program - <b>NEW</b>	\$4,155,000,000	\$198,057,481	\$198,057,481
Ferry Boats and Ferry Terminal Facilities - <b>NEW</b>	\$336,870,000	\$2,895,285	\$2,895,285
<b>Total</b>	<b>\$304,161,870,000</b>	<b>\$13,508,238,426</b>	<b>\$3,473,475,302</b>



# CARBON REDUCTION PROGRAM

The background of the slide is a collage of industrial images, including pipes, valves, and machinery, all rendered in a dark teal color. A yellow line starts from the right side of the text 'CARBON REDUCTION' and extends horizontally to the right, then turns vertically down to the bottom of the slide.

# Eligible Projects



**Important: Identify projects that reduce emissions.**

**Any project that could demonstrate ability to reduce emissions**



**Nonmotorized Transportation**



**EV Charging & Port Electrification**



**Congestion Pricing & Travel Demand Strategies**



**Truck Parking**



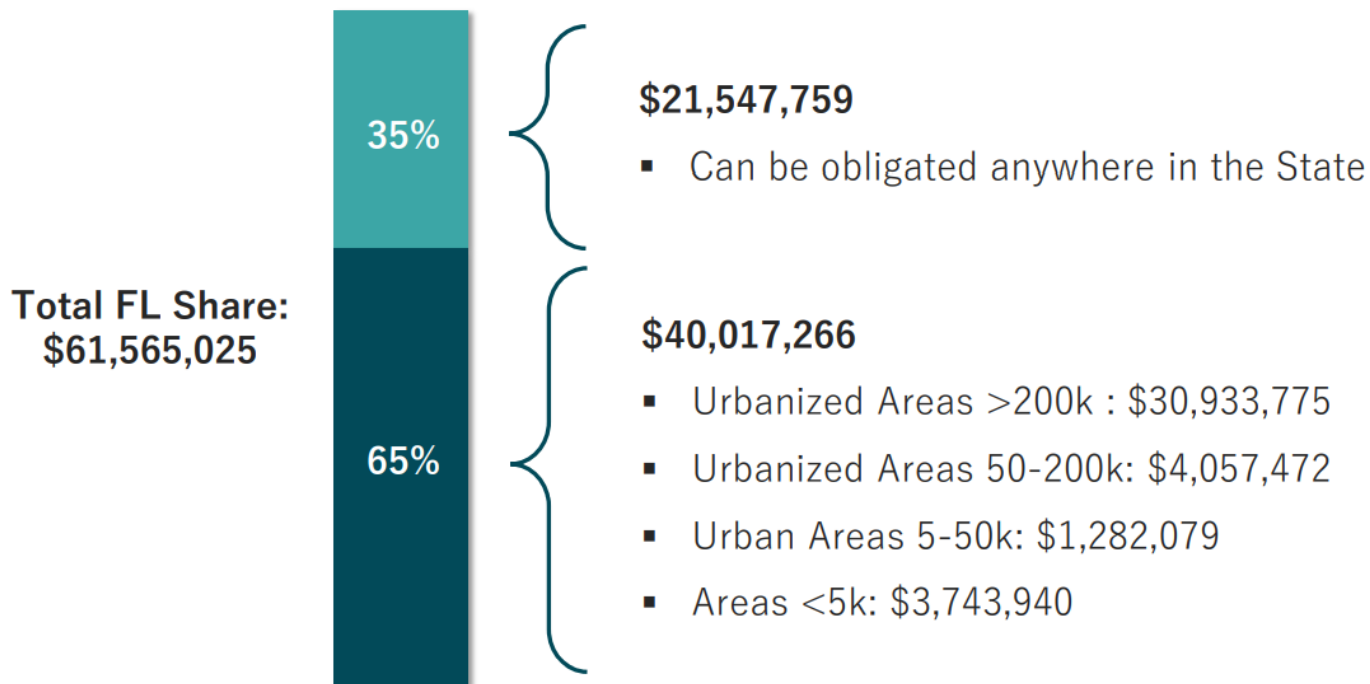
**Public Transportation**



**Micro-Mobility**

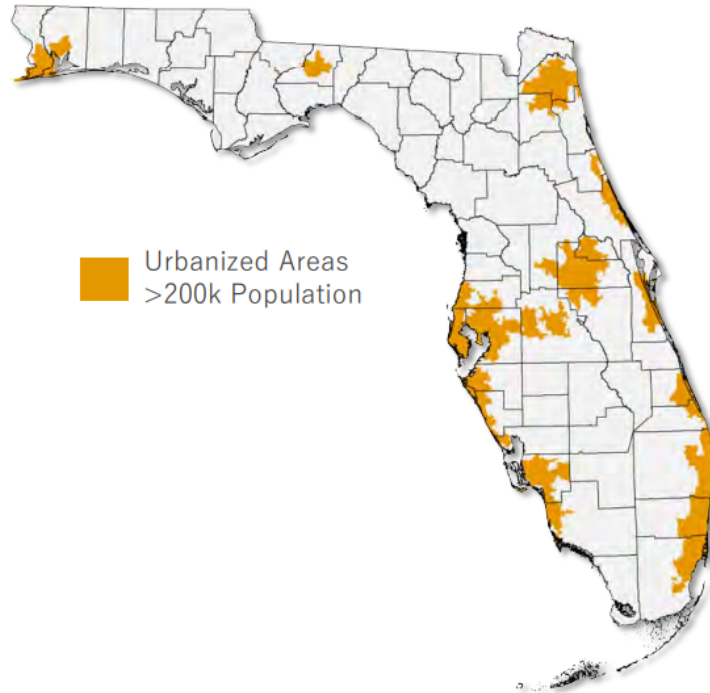


# Carbon Reduction Program Allocations





# FY 22 Allocation For Urbanized Areas >200k



Bonita Springs	\$660,447
Cape Coral	\$1,128,685
Jacksonville	\$2,267,244
Kissimmee	\$668,478
Lakeland	\$558,917
Miami	\$11,711,427
Orlando	\$3,215,027
Palm Bay - Melbourne	\$963,734
Palm Coast-Daytona Beach-Port Orange	\$742,958
Pensacola	\$710,472
Port St. Lucie	\$800,389
Sarasota-Bradenton	\$1,369,134
Tallahassee	\$511,298
Tampa-St. Petersburg	\$5,197,136
Winter Haven	\$428,429



# Federal Discretionary Grants



Strategic  
development

# New Federal Opportunities

---

**13**

Existing

**21**

New

**\$187**

***BILLION***

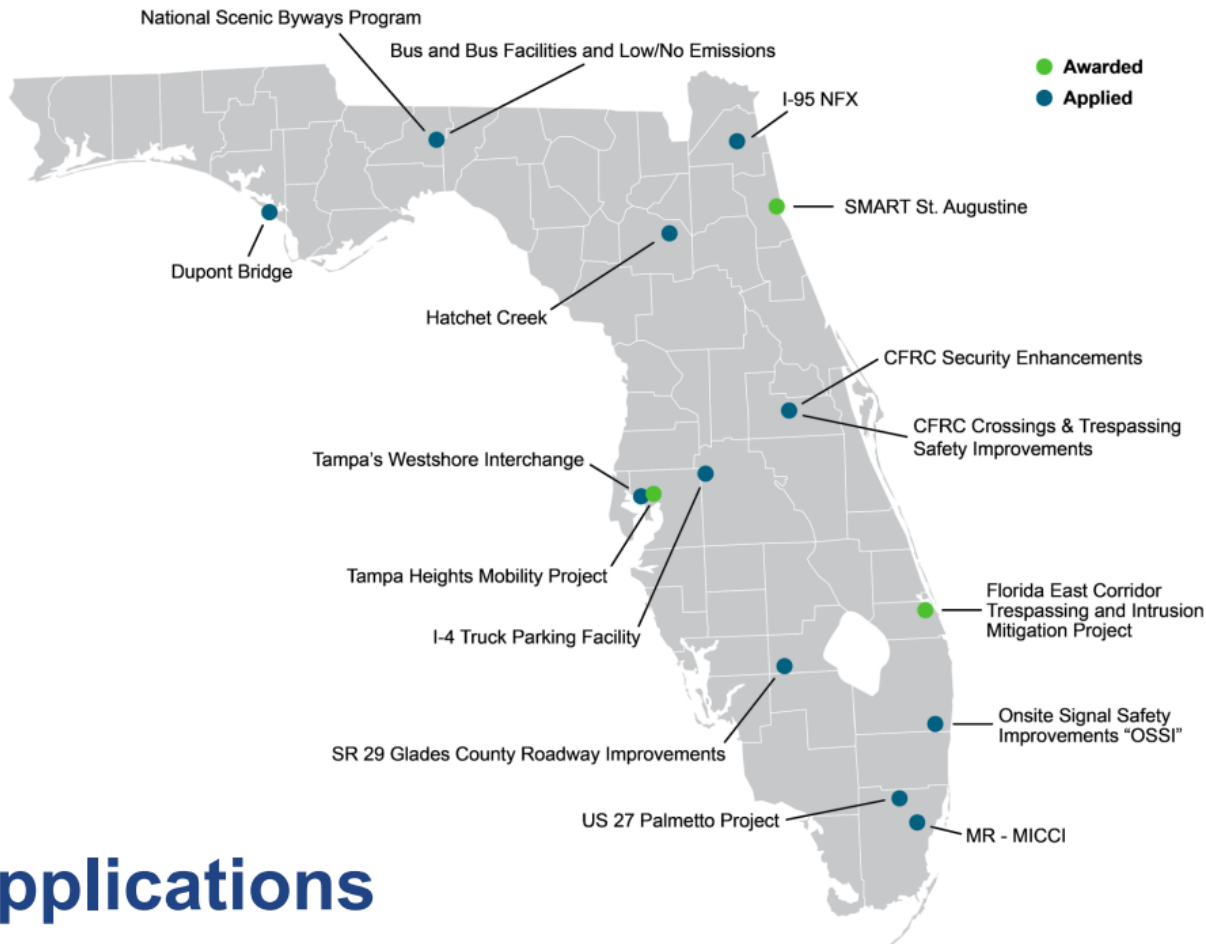
in Total Potential  
Funding

# Our Approach

- Support community priorities
- Encourage regional coordination and perspectives
- Promote most competitive project and applicant
- Reallocate funds to new projects
- Work with MPOs, local governments, and others



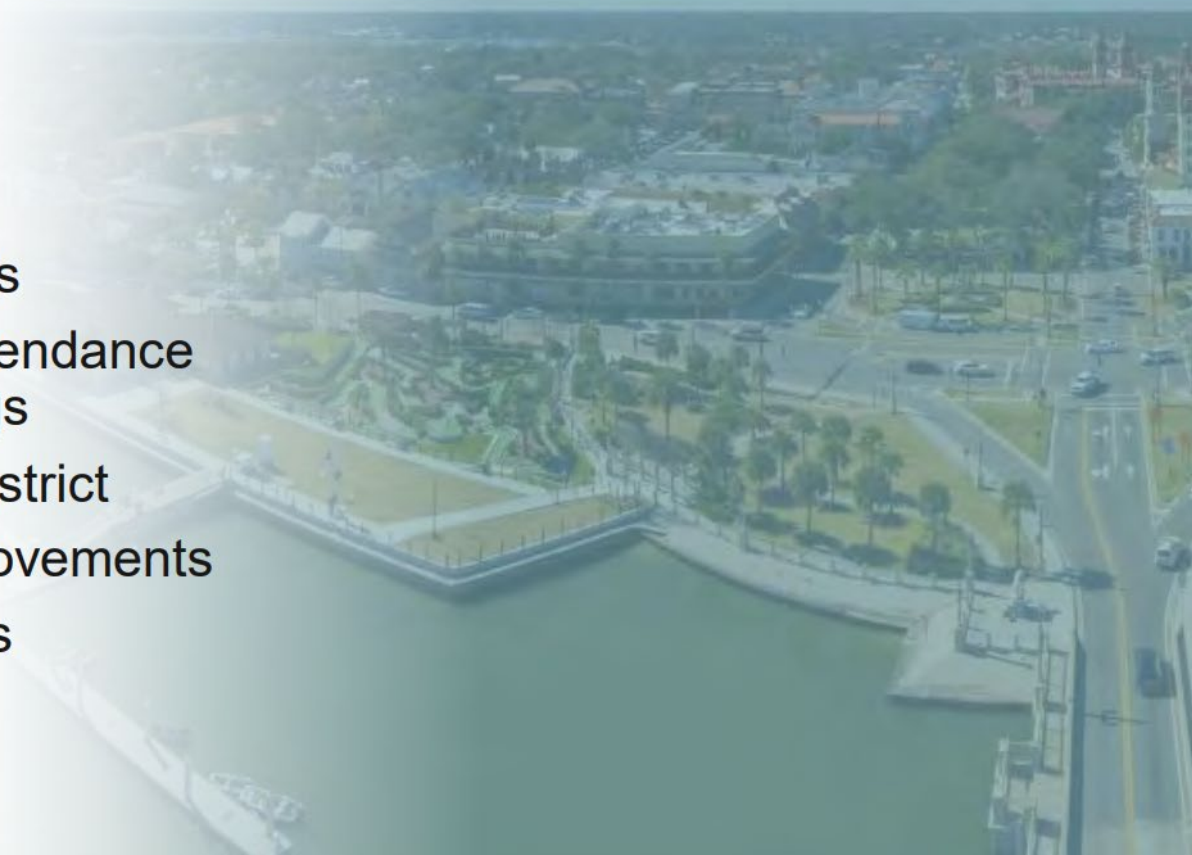
Florida East Coast Corridor  
Trespassing and Intrusion  
Mitigation Project



# FDOT Grant Applications

# How Can MPOs Support Federal Grants?

- Prioritize grant projects
- Encourage partner attendance to information meetings
- Coordinate through District
- Support regional improvements
- Review USDOT grants



# Grant Information Sessions

- Main Topics:
  - Carbon Reduction Strategy Funding
  - Resilience Action Plan
  - USDOT funding opportunities
  - Partnerships
- Overall focus on project delivery



# In-Person Session Schedule

- **Tampa** – September 19
- **Chipley** – September 22
- **Ocoee** – September 23
- **Lake City** – October 5
- **Jacksonville** – October 6
- **Miami** – October 11
- **Fort Lauderdale** – October 12
- **Fort Myers** – October 13
- **Bartow** – October 14





Jeff Sheffield  
Executive Director  
North Florida TPO  
980 N. Jefferson St, Jacksonville 32209  
904.306.7512  
[jsheffield@northfloridatpo.com](mailto:jsheffield@northfloridatpo.com)  
[www.northfloridatpo.com](http://www.northfloridatpo.com)

